

# Greenwood County, SC

## FACT SHEET



### Total Population

	2010	2017	2022
Greenwood County	69,661	70,166	70,765
Upstate SC	1,362,073	1,460,785	1,533,257
South Carolina	4,625,364	5,037,131	5,348,199

Source: US Census Bureau, 2010 Census; Esri Business Analyst 2017 Estimates and 2022 Projections

### Population by Age

	2010	2017	2022
Under 5	6.8%	6.4%	6.1%
5 to 9	6.2%	6.3%	6.2%
10 to 14	6.6%	6.1%	6.4%
15 to 19	7.6%	6.6%	6.7%
20 to 34	19.4%	20.1%	18.8%
35 to 44	12.7%	11.7%	12.0%
45 to 54	13.5%	12.6%	11.7%
55 to 64	12.1%	12.6%	12.6%
65+	15.1%	17.7%	19.4%
Median Age	37.9	38.8	39.7

Source: US Census Bureau, 2010 Census; Esri Business Analyst 2017 Estimates and 2022 Projections

### Population by Sex

	2010	2017	2022
Male	32,654	33,092	33,529
Female	37,007	37,074	37,236

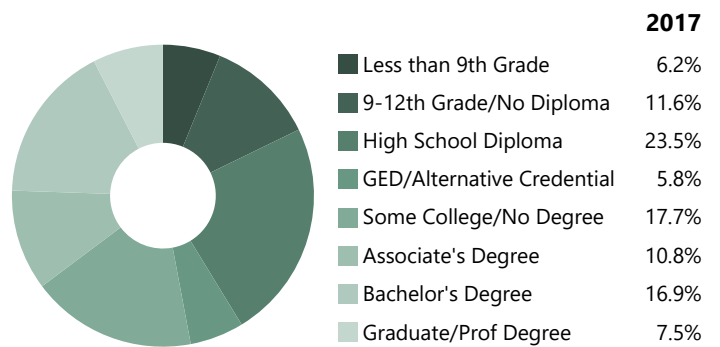
Source: US Census Bureau, 2010 Census; Esri Business Analyst 2017 Estimates and 2022 Projections

### Households & Families

	2010	2017	2022
Total Households	27,547	27,930	28,222
Average HH Size	2.43	2.42	2.42
Total Families	18,438	18,447	18,532
Owner-Occupied	18,025	18,111	18,276
Renter-Occupied	9,522	9,819	9,946

Source: US Census Bureau, 2010 Census; Esri Business Analyst 2017 Estimates and 2022 Projections

### Educational Attainment, Age 25+

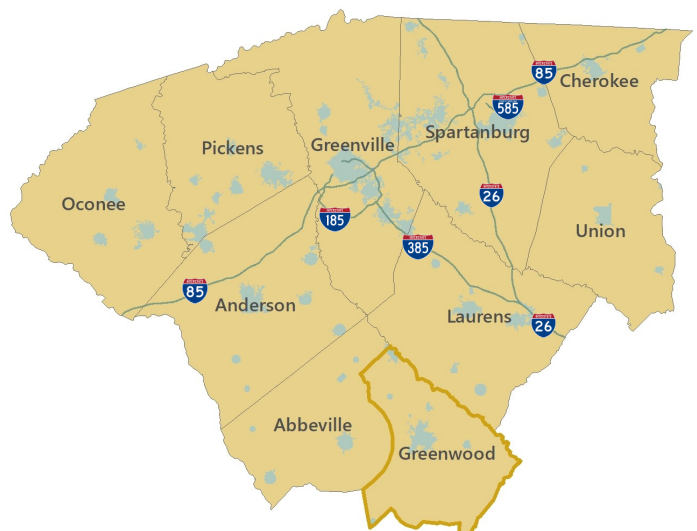


Source: Esri Business Analyst 2017 Estimates

### Population by Race & Hispanic Origin

	2010	2017	2022
White	62.9%	61.9%	61.2%
Black	31.4%	31.4%	31.4%
American Indian/Alaska Native	0.3%	0.3%	0.3%
Asian	0.8%	1.2%	1.4%
Hawaiian/Pacific Islander	0.0%	0.0%	0.0%
Some Other Race	3.5%	3.8%	4.1%
Two or More Races	1.2%	1.4%	1.7%
Hispanic Origin (Any Race)	5.4%	5.9%	6.3%

Source: US Census Bureau, 2010 Census; Esri Business Analyst 2017 Estimates and 2022 Projections



## Median Household Income

	2017	2022
Greenwood County	\$39,275	\$41,786
Upstate SC	\$46,793	\$53,239
South Carolina	\$48,678	\$54,740

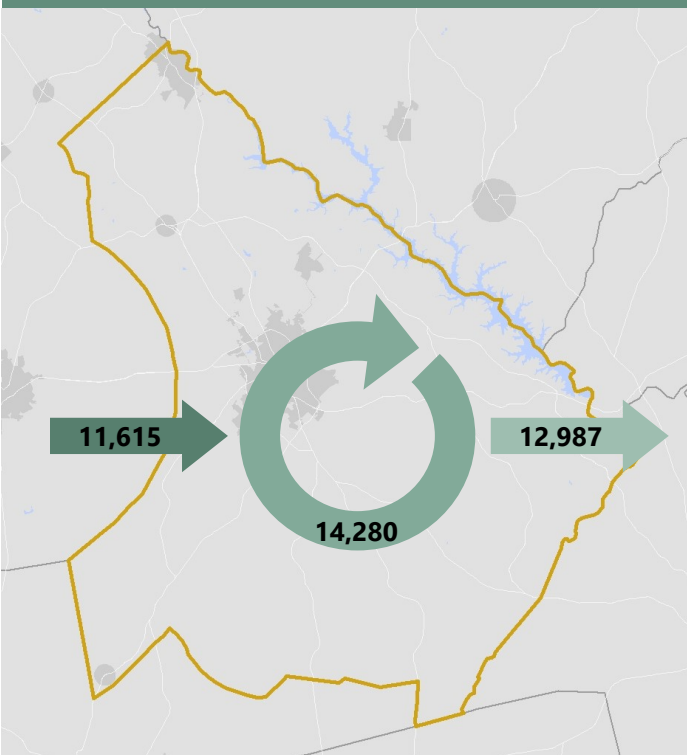
Source: Esri Business Analyst 2017 Estimates and 2022 Projections

## Per Capita Income

	2017	2022
Greenwood County	\$22,997	\$24,246
Upstate SC	\$25,319	\$28,784
South Carolina	\$26,262	\$29,962

Source: Esri Business Analyst 2017 Estimates and 2022 Projections

## Worker Inflow/Outflow



	2014
Live and Work in Greenwood County	14,280
Commute Into Greenwood County	11,615
Commute Out of Greenwood County	12,987

Source: US Census Bureau, OnTheMap Application and LEHD Origin-Destination Employment Statistics (2002-2014)

## Employment by Industry

NAICS	Industry Description	2017 Jobs
11, 21	Natural Resources & Mining	738
23	Construction	1,669
31	Manufacturing	6,243
22, 42, 44, 48	Trade, Transportation, & Utilities	6,186
51	Information	258
52, 53	Financial Activities	2,164
54, 55, 56	Professional & Business Services	4,035
61, 62	Education & Health Services	3,731
71, 72	Leisure & Hospitality	3,262
81	Other Svcs (except Government)	1,957
90	Government	7,351

Source: Emsi 2017.1

## Gross Retail Sales (x\$1,000)

FY 2009-10	\$1,181,190
FY 2010-11	\$1,213,028
FY 2011-12	\$1,241,709
FY 2012-13	\$1,345,698
FY 2013-14	\$1,338,859
FY 2014-15	\$1,323,576
FY 2015-16	\$2,127,029

Source: SC Department of Revenue

## Top 5 Manufacturing Employers

Company	Employees	Primary Product(s)
Fuji Photo Film, Inc.	1,500	Photographic products
Carolina Pride Foods, Inc.	938	Pork processing
Eaton Corporation	800	Switchgears & switchboard equipment
Capsugel (A Division of Pfizer, Inc.)	675	Gelatin capsules
Ascend Performance Materials	623	Film & glass products

Source: SC Appalachian Council of Governments and Greenwood Partnership Alliance

## Transportation

<b>Interstate Access</b>	Minimum distance to: I-385 - 16 mi. I-26 - 19 mi.
<b>Nearest Commercial Airport</b>	Greenville-Spartanburg International
<b>Airlines</b>	Allegiant Air, American Airlines, Delta, Southwest Airlines, United Airlines
<b>Nearest Civil Airport</b>	Greenwood County Airport
<b>Inland Port Access</b>	63 miles from the City of Greenwood to the SC Inland Port
<b>Coastal Port Access</b>	171 miles from the City of Greenwood to the Port of Charleston
<b>Rail Provider</b>	CSX

## About Greenwood County

The county takes its name from its county seat, the City of Greenwood, which was named around 1824 for the plantation of an early resident, John McGehee, Jr. Since 1950, Greenwood County has experienced diversified industrial growth with construction of new factories by major corporations. The county is home to the George W. Park Seed Company, Fuji Photo Film's North American manufacturing complex, and Velux, whose research and development divisions are on the cutting edge of science and technology. Piedmont Technical College and Lander University in Greenwood provide quality educational opportunities for individuals to acquire the knowledge and skills for employment in engineering, industrial technology, business, health, liberal arts, and public service, or for transfer to senior colleges and universities such as Lander University, in Greenwood since 1872.

## Economic Development Contacts

<b>Greenwood Partnership Alliance</b> Heather Simmons Jones, Executive Director	(864) 388-1250 www.partnershipalliance.com
<b>Upstate SC Alliance</b> John Lummus, President/CEO	(864) 283-2300 www.upstatescalliance.com

## Additional Resources

[www.greenwoodsc.gov](http://www.greenwoodsc.gov)  
[www.greenwoodscchamber.org](http://www.greenwoodscchamber.org)  
[www.cityofgreenwoodsc.com](http://www.cityofgreenwoodsc.com)  
[www.southcarolinaparks.com](http://www.southcarolinaparks.com)  
[www.sciway.net](http://www.sciway.net)

## Produced By

SC Appalachian Council of Governments  
30 Century Circle (PO Box 6668, 29606)  
Greenville, SC 29607  
Web: [www.scacog.org](http://www.scacog.org)  
Phone: (864) 242-9733

