

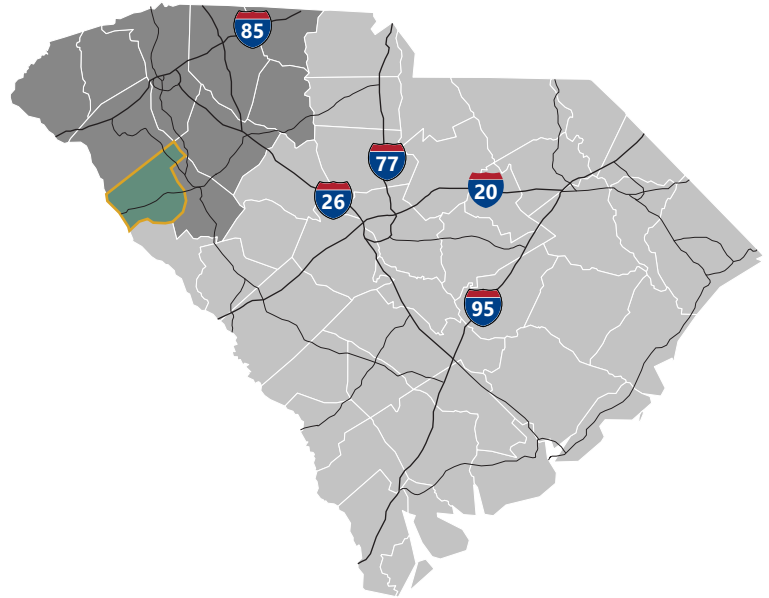
# Abbeville County, SC

## FACT SHEET



### About Abbeville

Both the county and its county seat were named for the French town of the same name. Originally part of Ninety-Six District, the area was designated as Abbeville County in 1785. Rich in history and tradition, Abbeville County is known for its historical communities, carefully restored opera house, outstanding fishing, boating, golf, beautiful scenery, and thriving business community. Located along the "Freshwater Coast," Abbeville County is settled at the state's western boundary. Greenville-Spartanburg International Airport is within an hour's drive and CSX Railroad serves the county. The Port of Charleston is easily accessible via major highways and nearby interstates. Abbeville County offers an unbeatable combination of such factors as a diversified industrial base, a high standard of living and quality of life, and a pro-business local government. An available and educated work force can also receive more customized training at nearby Piedmont Technical College.



### Total Population

	2010	2017	2022
Abbeville County	25,417	25,238	25,089
Upstate SC	1,362,073	1,460,785	1,533,257
South Carolina	4,625,364	5,037,131	5,348,199

Source: ESRI Business Analyst; US Census Bureau

### Population by Age

	2010	2017	2022
Under 5	6.0%	5.6%	5.3%
5 to 9	6.2%	6.0%	5.7%
10 to 14	6.5%	6.0%	6.4%
15 to 24	13.6%	12.7%	12.5%
25 to 34	9.8%	10.9%	10.0%
35 to 44	12.2%	11.1%	11.1%
45 to 54	14.4%	12.9%	12.0%
55 to 64	14.7%	15.0%	14.3%
65+	16.6%	19.9%	22.8%

Source: ESRI Business Analyst; US Census Bureau

### Population by Sex

	2010	2017	2022
Female	13,096	12,899	12,760
Male	12,321	12,339	12,329

Source: ESRI Business Analyst; US Census Bureau

### Population by Race

	2010	2017	2022
White	69.6%	69.8%	70.0%
Black	28.3%	27.4%	26.7%
American Indian/ Alaska Native	0.2%	0.3%	0.3%
Asian	0.3%	0.4%	0.5%
Hawaiian/ Pacific Islander	0.0%	0.0%	0.0%
Some Other Race	0.4%	0.5%	0.6%
Two or More Races	1.1%	1.5%	1.8%
Hispanic Origin (Any Race)	1.0%	1.3%	1.6%

Source: ESRI Business Analyst; US Census Bureau

### Households & Families

	2010	2017	2022
Total Households	9,990	9,938	9,887
Total Families	6,939	6,815	6,743
Average HH Size	2.45	2.45	2.45
Renter Occupied	19.4%	19.8%	19.5%
Owner Occupied	63.3%	62.3%	61.8%

Source: ESRI Business Analyst; US Census Bureau

## Education Attainment, Age 25+

	2017
Less than 9th Grade	6.5%
9th to 12th Grade, No Diploma	14.1%
High School Graduate	30.9%
GED/ Alternative Credential	6.4%
Some College, No Degree	19.6%
Associate Degree	9.4%
Bachelor's Degree	9.4%
Graduate/ Professional Degree	3.8%

Source: ESRI Business Analyst; US Census Bureau




## COMMUTING PATTERNS

### Travel Distance to Work

Less than 10 miles	24.7%
10-24 miles	35.1%
25-50 miles	18.4%
50 miles or more	21.7%

### Worker Inflow/Outflow



Live and Work in Abbeville County	2,708
Commute into Abbeville County	3,870
Commute Out of Abbeville County	6,615

## Median Household Income

	2017	2022
Abbeville County	\$36,642	\$38,954
South Carolina	\$48,678	\$54,740
United States	\$56,124	\$62,316

Source: ESRI Business Analyst; US Census Bureau

## Per Capita Income

	2017	2022
Abbeville County	\$19,921	\$21,458
South Carolina	\$26,262	\$29,962
United States	\$30,820	\$34,828

Source: ESRI Business Analyst; US Census Bureau

## Gross Retail Sales (x\$1,000)

Fiscal Year	Abbeville County
2011 - 2012	\$191,063
2012 - 2013	\$214,379
2013 - 2014	\$203,498
2014 - 2015	\$202,282
2015 - 2016	\$239,384
2016 - 2017	\$245,426

Source: South Carolina Department of Revenue and Taxation

## Employment by Industry





Agriculture/Mining	1.1%
Construction	5.7%
Manufacturing	26.3%
Wholesale Trade	1.9%
Retail Trade	7.3%
Transportation/Utilities	7.1%
Information	1.3%
Finance/Insurance/Real Estate	3.0%
Services	44.0%
Public Administration	2.5%
Total	9,403

Source: ESRI Business Analyst; US Census Bureau; US Bureau of Labor Statistics

## Top 5 Manufacturing Employers

Company	Employees	Primary Product(s)
Sage Automotive Interiors	372	Automotive upholstery
Prysmian Power Cables & Systems, NA	335	Wire & cable
Flexible & Thermaflex Technologies, Inc.	310	Plastic flexible vacuum hoses & heating ducts
Burnstein von Seelen Precision Casting	200	Nonferrous castings
Pro Towels	160	Beach & golf towel screen printing

Source: South Carolina Appalachian Council of Governments and Abbeville County Economic Development Partnership

Airport Access	Port Access	Interstate Access	Rail Access
 <p>Greenville Spartanburg International</p> <ul style="list-style-type: none"> <li>- Allegiant Air</li> <li>- American Airlines</li> <li>- Delta</li> <li>- Southwest Airlines</li> <li>- United Airlines</li> </ul> <p>Hester Memorial (Calhoun Falls)</p>	 <p>Inland Port Greer</p> <ul style="list-style-type: none"> <li>- 69 Miles from the City of Abbeville</li> <li>- 253,728 Rail Lifts in 2016</li> <li>- 1.9% Growth from 2015</li> </ul> <p>Port of Charleston</p> <ul style="list-style-type: none"> <li>- 184 Miles from the City of Abbeville</li> <li>- 1,996,275 Rail Lifts in 2016</li> <li>- 1.2% Growth from 2015</li> </ul>	 <p>Interstates</p> <ul style="list-style-type: none"> <li>- 18 miles to I-85</li> <li>- 17 miles to I-385</li> </ul>	 <p>Rail Providers</p> <ul style="list-style-type: none"> <li>- CSX</li> </ul>

## Economic Development Contacts

### Abbeville County Economic Development Partnership

Stephen Taylor, Development Services Director  
 864-366-2182  
<http://investabbevillecounty.com>

### Upstate SC Alliance

John Lummus, President/CEO  
 864.283.2300  
[www.upstatescalliance.com](http://www.upstatescalliance.com)

## Additional Resources

[www.abbevillecountysc.com](http://www.abbevillecountysc.com)  
[www.abbevillecountyhistoricalsociety.org](http://www.abbevillecountyhistoricalsociety.org)  
[www.youseemore.com/Abbeville](http://www.youseemore.com/Abbeville)  
[www.southcarolinaparks.com](http://www.southcarolinaparks.com)  
[www.sciway.net](http://www.sciway.net)



Produced by the South Carolina Appalachian Council of Governments | October 2017  
 P.O. Box 6668, Greenville, South Carolina 29606  
[www.scacog.org](http://www.scacog.org)  
 864.242.9733